


# What Color is Your C.F.R.?



A law workbook  
with a colorful  
twist.

Written by  
Nicole Dyszlewski  
and Raquel Ortiz

Illustrated by Liz Gotauco



**CALI**  
eLangdell Press

# What Color is Your

C.F.R.?

By Nicole Dyszlewski and Raquel Ortiz

Illustrated by Liz Gotauco

Published by CALI eLangdell Press

## Notices

This is the first edition of this casebook, updated August, 2016. [Visit http://elangdell.cali.org/](http://elangdell.cali.org/) for the latest version and for revision history.

This work by Nicole Dyszlewski, Raquel Ortiz, and Liz Gotauco is licensed and published by [CALI eLangdell Press](#) under a [Creative Commons Attribution-NonCommercial- ShareAlike 4.0 International \(CC BY-NC- SA 4.0\)](#). CALI and CALI eLangdell Press reserve under copyright all rights not expressly granted by this Creative Commons license. CALI and CALI eLangdell Press do not assert copyright in US Government works or other public domain material included herein. Permissions beyond the scope of this license may be available through [feedback@cali.org](mailto:feedback@cali.org).

In brief, the terms of that license are that you may copy, distribute, and display this work, or make derivative works, so long as

- you give CALI eLangdell Press and the author credit;
- you do not use this work for commercial purposes; and
- you distribute any works derived from this one under the same licensing terms as this.

Suggested attribution format for original work:

Nicole Dyszlewski, Raquel Ortiz, and Liz Gotauco, *What Color is Your C.F.R.?*, Published by CALI eLangdell Press. Available under a Creative Commons BY-NC- SA 4.0 License.

CALI® and eLangdell® are United States federally registered trademarks owned by the Center for Computer-Assisted Legal Instruction. The cover art design is a copyrighted work of CALI, all rights reserved. The CALI graphical logo is a trademark and may not be used without permission.

Should you create derivative works based on the text of this book or other Creative Commons materials therein, you may not use this book's cover art and the aforementioned logos, or any derivative thereof, to imply endorsement or otherwise without written permission from CALI.

This material does not contain nor is intended to be legal advice. Users seeking legal advice should consult with a licensed attorney in their jurisdiction. The editors have endeavored to provide complete and accurate information in this book. However, CALI does not warrant that the information provided is complete and accurate. CALI disclaims all liability to any person for any loss caused by errors or omissions in this collection of information.

## Permissions


CALI gratefully acknowledges permission from the following individuals and organizations to reprint materials:

“A Typewriter For Me” font created by Zachary Lucier on <http://www.dafont.com/atypewriterforme.font>. Used throughout book.


“Suplexmentary Comic NC” font created by Jayvee Enaguas on <http://www.dafont.com/suplexmentary-comic-nc.font>. Used in “The Peeping Tom.”

“Comick Book” font created by Joe Buckingham on <http://www.dafont.com/comickbook.font>. Used in “The Peeping Tom.”


US Map image created by ClkerFreeVectorImages on [Pixabay.com](http://Pixabay.com). Used in “*Federal Reporter* System: Exercise.”



This coloring book is going to take a non-traditional approach to legal research. We are going to feature short legal research exercises and coloring. We hope you can start to see that legal research, like coloring, can be fun!



Coloring might  
be something  
you associate  
with childhood,  
but it is also  
associated with  
relaxation,  
creativity, and  
increased focus  
in adults.




Legal research, on the other hand, is not typically associated with relaxation. It is, however, a fundamental legal skill needed for law practice.



The exercises in this workbook can be completed using print books in your library or using subscription-based online resources available through your law library. Because legal research is complex, we have tried to simplify the ideas in this coloring book. This resource is a fun start to learning legal research but it is by no means all you need to know. If you have questions, need more information about a topic, or need some help on an exercise, stop by and see your local law librarian.

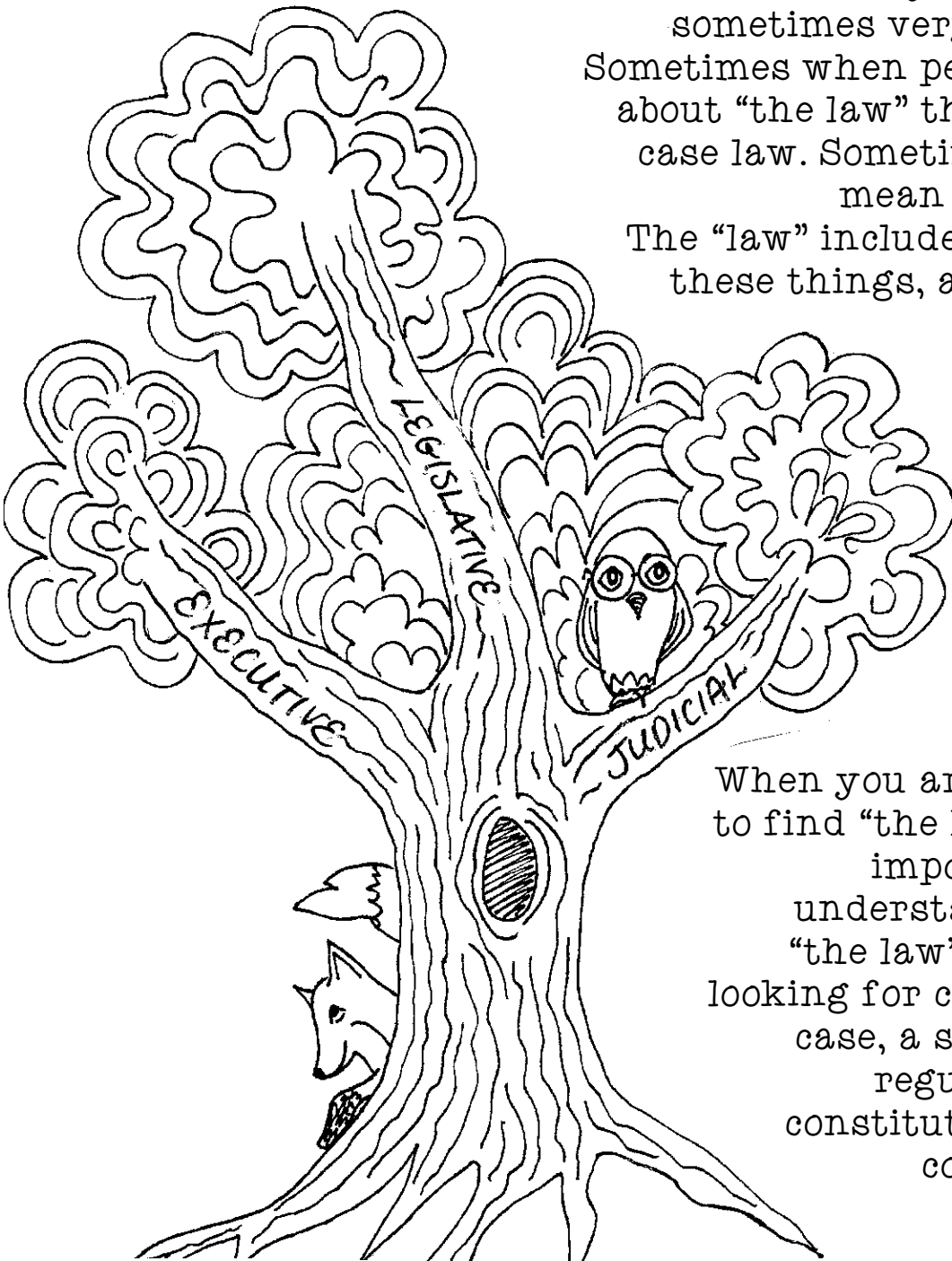
Let's begin!



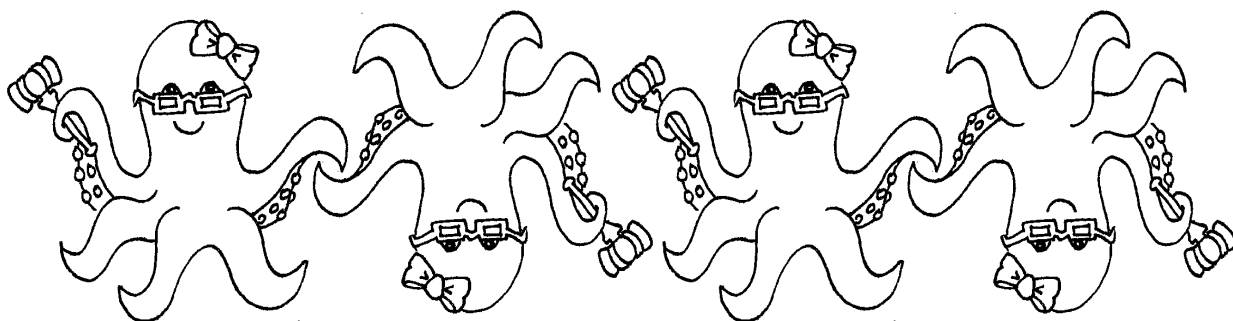


# What is the Law?

A fundamental thing to understand when you have a legal research question is that the law is very large and sometimes very murky. Sometimes when people talk about “the law” they mean case law. Sometimes they mean statutes. The “law” includes both of these things, and more.

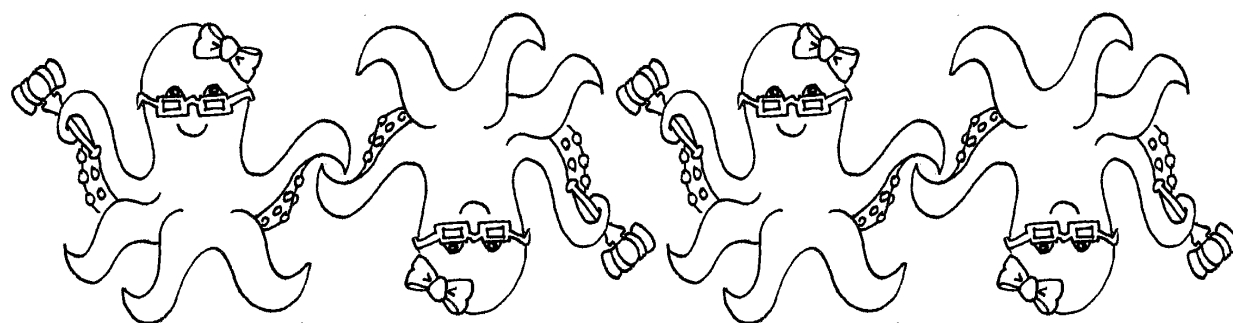

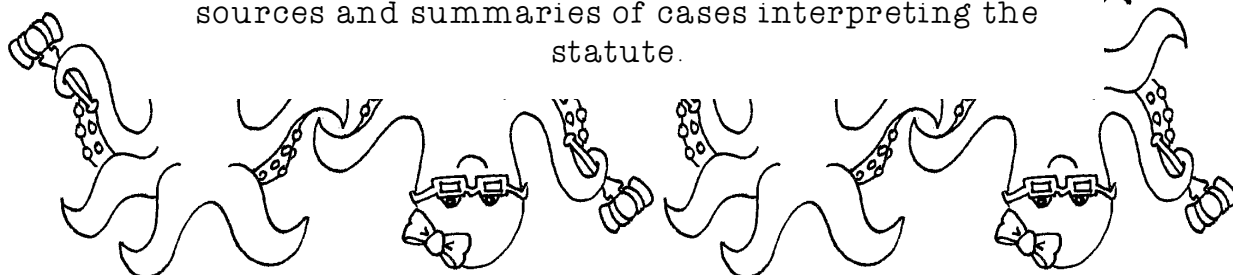


When you are trying to find “the law” it is important to understand that “the law” you are looking for could be a case, a statute, a regulation, a constitution, or a court rule.



## What is a Statute?

A statute is a law passed by a state or federal legislature. Statutes are generally published yearly in numerical order and also published, or codified, by subject into a code. Codes can be annotated or unannotated and official or unofficial. Annotated statutes include the text of the law as well as useful features for research, such as references to related sources and summaries of cases interpreting the statute.



## Finding a State Statute


The easiest way to find a state statute is by using the statute's citation. For example, the citation D.C. Code Ann. §1-171 (West 2012) refers to title 1, section 171 of the D.C. Code, published by West in 2012. If you don't have a citation for a statute, find your state's code and go to the code's index. An index is a research tool found at the back of a book (or at the end of a set of books) that lists words or phrases that indicate where information is located within the book or set. If your state's code is not available in print, Westlaw has code indexes in their database. Lexis Advance offers indexes for selected state codes, while Bloomberg Law does not offer indexes for any statutes.



## Finding a State Statute: Exercise


Justin has decided to purchase a home in Connecticut. Unfortunately, he insists on bringing Molly, his pet reindeer, down from Canada to live with him in Connecticut. Your firm represents Justin and is advising him on the legality of his plan.

Using the Connecticut statutes and the index to the Connecticut statutes, identify a law or regulation which can help you determine the legality of your client bringing and keeping Molly in his new Connecticut home.



## What is a Popular Name Table?


Another common way to look up a statute is by its “popular name”. While not all statutes have a popular name, many of them do. Statutes may be named or referred to in popular culture by the names of the legislators who are working on their passage, by the name of a particularly noteworthy victim, or after a catchy phrase. Examples of statutes with popular names are the Patriot Act, the Mann Act, and Jessica’s Law. Many statutory codes, most notably the *United States Code*, contain a tool at the end of the code which allows researchers to locate a statute by its popular name. The Popular Names Table allows you to look up the popular name of a statute and find a citation for the session law and/or the code section.





# THE PEEPING TOM

## A POPULAR NAMES TABLE EXERCISE

GO TO [HTTP://CODES.OHIO.GOV](http://codes.ohio.gov).  
SELECT OHIO REVISED CODE. SEARCH  
"PEEPING TOM." WHAT CODE  
SECTION(S) DO YOU FIND?



NEXT, SIGN ONTO WESTLAW. GO TO OHIO STATUTES AND COURT RULES AND  
LOCATE THE OHIO STATUTES POPULAR NAMES TABLE. SEARCH FOR "PEEPING  
TOM" IN THE TABLE. WHAT CODE SECTION(S) DO YOU FIND?



HOW DO THE RESULTS FROM THE POPULAR  
NAME TABLE SEARCH COMPARE WITH THE  
RESULTS FROM SEARCHING THE STATUTES?

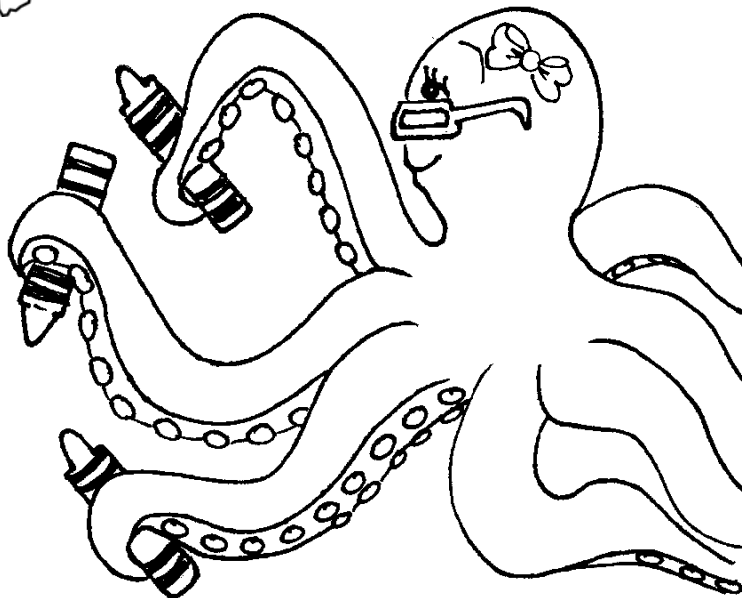
## What Are Reporters and Why Do They Matter?

Case law is published in reporters, which contain published cases for one or more jurisdictions in chronological order. While official reporters contain only the text of the case as issued by the court, some reporters include additional features such as headnotes and topics and key numbers. Headnotes are summaries of the points of law in the case written by editors, not the court. Reporters can be jurisdictional, geographical, or subject-based. They can also be official or unofficial.

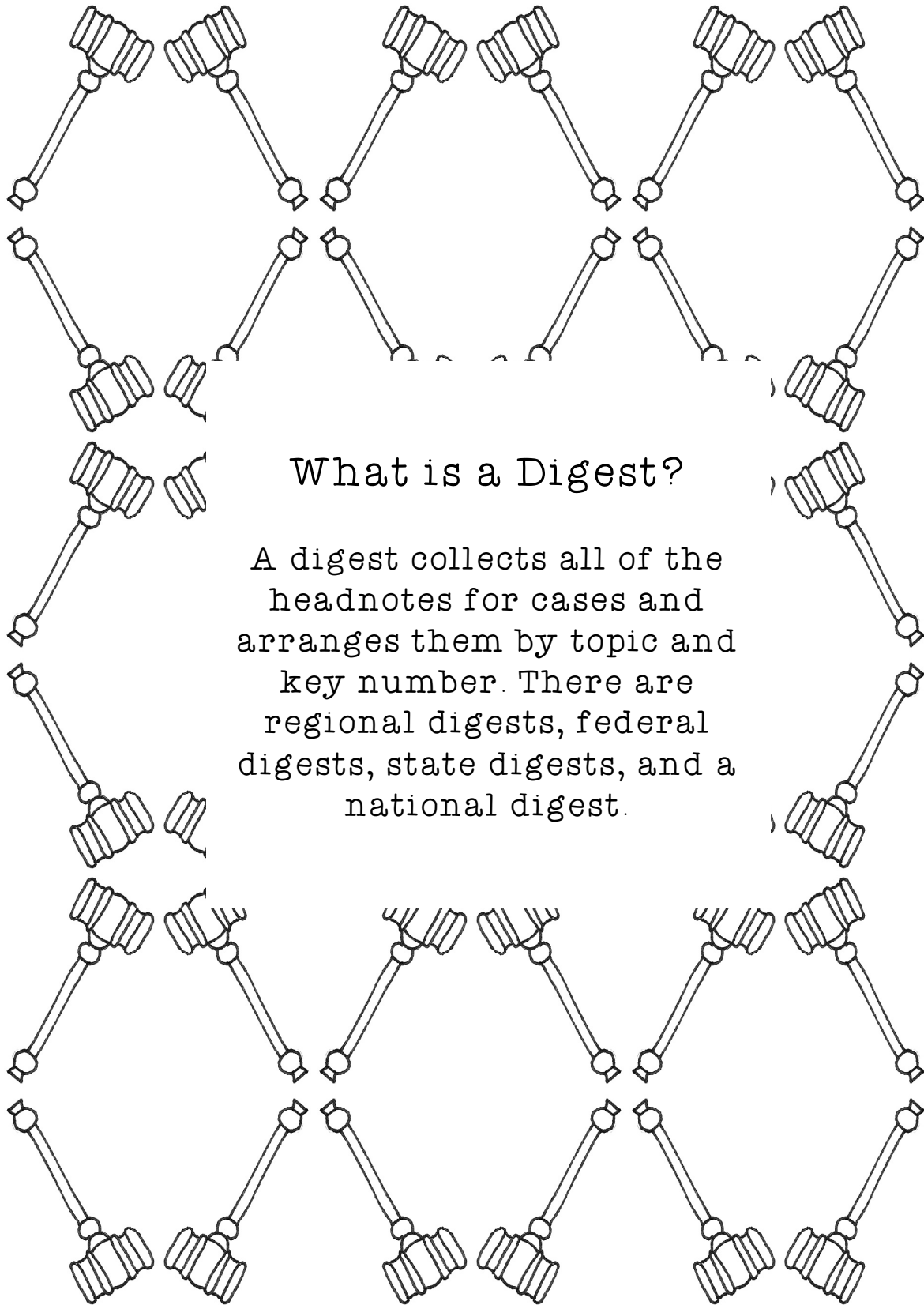


## *Federal Reporter* System: Exercise

The *Federal Reporter* is one example of a case reporter. The current Federal Reporter contains cases from 1993 to present from the thirteen judicial circuits of the United States Court of Appeals. Below is a map of the United States. Using the Federal Reporter, please choose one color for each circuit and color the map based on the geographic boundaries of each circuit.








## What is a Digest?

A digest collects all of the headnotes for cases and arranges them by topic and key number. There are regional digests, federal digests, state digests, and a national digest.

## Finding a Case Using a Digest: Exercise

An elementary school in New York is sponsoring an after school program where students are working together to build a unicorn statue. A parent has challenged this as she believes this is akin to teaching religion in schools. Using the key number digest system, find a relevant key number and case in New York on this topic.






## Updating Your Research in Print

Whether you are researching in a code, a reporter, a digest, a treatise or any other legal resource, the final step to your research is updating your work. If you are using print materials, the document you are reading is only as up-to-date as when the book was printed.

Because law is constantly changing, you should make sure to check the book's pocket part or supplement (if there is one). A pocket part (or a supplement) is a necessary update to a print book which takes the legal information in the book and updates it from the day it was published to the day the supplement was published. Always update your research!



## Using a Citator Service


If you are reading a case, an administrative decision, a statute or a rule, the final step to your research is updating your work. If you are reading a case, you should use a citator service to verify that the case has not been overturned or the law on which the case is based has not been significantly changed.

The most well-known citator service is called Shepard's and is available on Lexis Advance. Other legal subscription databases have their own citator services. You may be familiar with these services from your experiences researching online. Citators use different colors, flags, and symbols to show you how a legal concept has progressed and changed since it was first announced.




# Secondary Sources: A Valid Shortcut for Legal Research

When you are first confronted with a legal research question you know very little about, the most efficient way to attack the problem is to use a secondary source. Examples of secondary sources are treatises, practice books, law review articles, or legal encyclopedias. These resources are not law, but they explain law and can help you find primary sources on your research topic. If you can find a secondary source on your research topic, you can use that resource as a gateway to other information in your research journey.



## Study Aids


Sometimes it feels like the most important resource in your law library is a study aid. There are different types of study aids for different types of learners. Some study aids have checklists and some have example questions, but all study aids attempt to present difficult legal principles covered in your classes in an abbreviated and easy-to-understand way. Some libraries have study aids in print and some libraries have study aids online, but all law libraries have some study aids for your review.



## The 10-Minute Rule


Have you ever gotten stuck on a research question? Did you start to sweat and feel anxious? Did you freak out? Don't! Contact a law librarian. Ask for help before the freak out starts! At our school, we have a 10 minute rule.

If you have been looking for a resource or researching a question in good faith for ten minutes and you don't feel like you have found anything or made any progress, stop by and speak with your law librarian. After ten minutes, you probably aren't making any progress on anything except progressively frustrating yourself!



## How To Contact a Law Librarian: Exercise

Law librarians are here for you. We want to help you! You can call us, email us, or stop by and speak with us. Some law libraries also have a chat service. Take a moment to find and jot down contact information for your law librarians on this page.

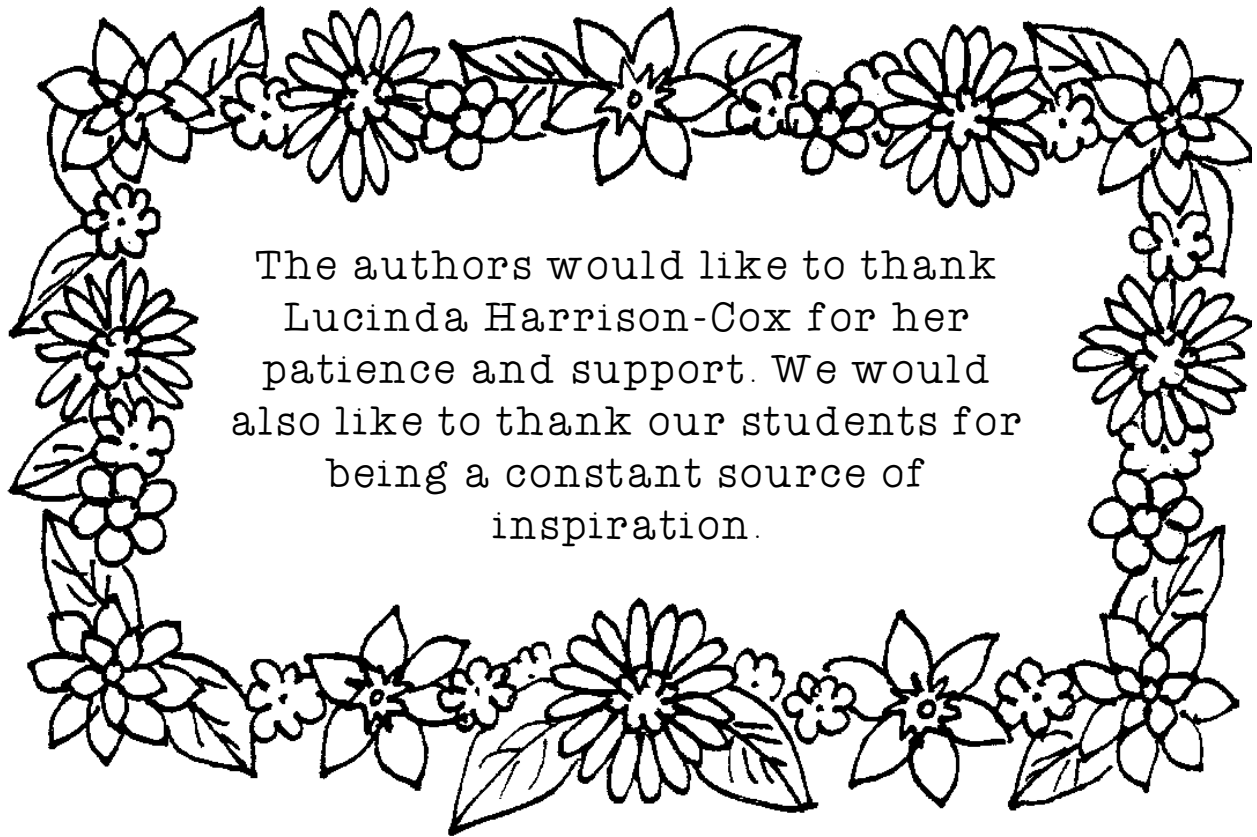





# The End




# Acknowledgments



# About Us



**Nicole Dyszlewski** is the Research/Access Services Librarian at Roger Williams University School of Law Library. She is most passionate about meaningful public access to legal information, her new puppy (Boaty McBoatface), fresh brewed iced tea from Tim Hortons, providing excellent customer service to all library patrons, flip-flops, increasing the public profile of law librarianship, mass incarceration scholarship, and the inanity of pop culture. Feel free to contact her with questions about law librarianship or to discuss reality tv at [ndyszlewski@rwu.edu](mailto:ndyszlewski@rwu.edu)



**Raquel M. Ortiz** has been in library services for 27 years and is currently the law library dean and a faculty member at the Roger Williams University School of Law. Since arriving at RWU Law, Raquel has implemented services and programs to support and enhance student learning. In the process she has learned that a bit of “learntertainment” can go a long way. Always teetering at the intersection of librarianship, legal research, and technology, Raquel has discovered that coloring and other crafts help engage her creative side and create relaxing moments.



**Liz Gotauco** is the Head of Youth Services at the Merrimack Public Library in New Hampshire. Having grown up in a family of musicians, artists, and teachers, she decided to be an overachiever and do all of those things. This has left her with an eclectic resume that includes professional acting and costume design, an obsession with comics and cosplay, rocking lead vocals in a cover band, teaching theatre to young aspiring overachievers, librarianship for kids and teens, and illustrating this coloring book. She’s utterly fulfilled and uber-exhausted.